



Sage 200 Suite v2009 – System Requirements

The Sage 200 Suite of business management software helps organisations coordinate their whole business. As each business is different, you can choose which products you want to implement within your Sage 200 Suite. The following system requirements detail each component in the suite.

Supported 32-bit Operating Systems

	Windows XP Professional x86	Windows Vista x86 (Business & Ultimate Edition only)	Windows Server 2003 x86	Windows Server 2003 R2 x86	Windows 2003 Terminal Server x86	Windows 2003 R2 Terminal Server x86	Windows 2003 Small Business Server x86	Windows Server 2008 x86	Windows 2008 Terminal Server x86	Citrix Presentation Server v4.5	Citrix XenApps Server v5
Sage 200 Accounts Server (Products can include Sage 200 Accounts Server, Sage 200 Manufacturing Server, Sage 200 Wholesale & Retail Server)	✓		✓	✓	✓	✓	✓	✓	✓	✓	✓
Sage 200 Accounts Client (Products can include Sage 200 Financials Client, Sage 200 Commercials Client, Sage 200 BoM Client, Sage 200 Project Accounting Client, Sage 200 Manufacturing Client, Sage 200 Wholesale & Retail Client)	✓	✓	✓	✓	✓	✓	✓	✓	✓	✓	✓
Sage 200 CRM Server			✓	✓			✓	✓			
Sage 200 CRM Client	✓	✓									
Sage 200 WTE Server			✓	✓			✓	✓			
Sage 200 WTE Client	✓	✓									
Sage 200 Business Intelligence Server	✓		✓	✓	✓	✓		✓	✓		
Sage 200 Business Intelligence Client	✓	✓	✓	✓	✓	✓	✓	✓	✓		
Sage 200 Integration Server (AIS)			✓	✓	✓	✓	✓	✓	✓	✓	✓
Sage 50 Payroll	✓	✓	✓	✓	✓	✓	✓				

Note: Sage recommends installing the latest service packs and Windows Updates for both your client and server operating system and database management system.

Supported 64-bit Operating Systems

	Windows Server 2003 x64	Windows Server 2003 R2 x64	Windows 2003 Terminal Server x64	Windows 2003 R2 Terminal Server x64	Windows 2003 Small Business Server x64	Windows Server 2008 x64	Windows 2008 Terminal Server x64	Windows 2008 Small Business Server x64 (Premium Edition only)
Sage 200 Accounts Server (Products can include Sage 200 Accounts Server, Sage 200 Manufacturing Server, Sage 200 Wholesale & Retail Server)	✓	✓	✓	✓	✓	✓	✓	✓
Sage 200 CRM Server	✓	✓			✓	✓		✓
Sage 200 WTE Server		✓			✓	✓		✓
Sage 200 Business Intelligence Server	✓	✓	✓	✓	✓	✓	✓	✓
Sage 200 Integration Server (AIS)	✓	✓	✓	✓	✓	✓	✓	✓

Note: Sage recommends installing the latest service packs and Windows Updates for both your client and server operating system and database management system.

Note: Where supported on 64-bit platforms, the Sage 200 suite runs in WOW64 emulation mode.

Note: The Sage 200 suite does not support Itanium chipsets.

Supported 32-bit Database Systems

Microsoft SQL Server 2000 Standard Edition with Service Pack 4
Microsoft SQL Server 2000 Enterprise Edition with Service Pack 4
Microsoft SQL Server 2005 Workgroup Edition with Service Pack 2
Microsoft SQL Server 2005 Standard Edition with Service Pack 2
Microsoft SQL Server 2008 Workgroup Edition
Microsoft SQL Server 2008 Standard Edition

Supported 64-bit Database Systems

Microsoft SQL Server 2000 64-bit Enterprise Edition with Service Pack 4
Microsoft SQL Server 2005 64-bit Standard Edition with Service Pack 2
Microsoft SQL Server 2008 Workgroup Edition
Microsoft SQL Server 2008 Standard Edition

Note: Sage 200 Business Intelligence requires Analysis Services which is included with Microsoft SQL Server 2005 Standard Edition and Microsoft SQL Server 2008 Standard Edition (32-bit and 64-bit) and is therefore only supported on these versions of SQL Server.

Supported Editions of Microsoft Office

Microsoft Office 2003 – Standard, Small Business and Professional Editions
Microsoft Office 2007 – Standard, Small Business, Professional, Ultimate and Enterprise Editions

Supported Editions of Sage 50 Payroll

Sage 50 Payroll v14.02 – Standard, Professional and Bureau Editions
Sage 50 Payroll v15 – Standard, Professional, and Bureau Editions

Minimum Supported System Requirements

These are the minimum supported hardware requirements to run the Sage 200 Suite. Please also refer to page 5. for the recommended system requirements.

	Processor	Disk	Memory	Network	Video	Internet Browser
Sage 200 Accounts Server (Products can include Sage 200 Accounts Server, Sage 200 Manufacturing Server, Sage 200 Wholesale & Retail Server, Sage 200 Integration Server (AIS), Sage 200 BI Server)	3.0GHz Pentium 4 or equivalent (e.g. Dual Core 1.6GHz)	7,200 rpm SATA with 250MB free	2GB	Gigabit Ethernet	1024x768	Microsoft Internet Explorer v6
Sage 200 Accounts Client (Products can include Sage 200 Financials Client, Sage 200 Commercials Client , Sage 200 BoM Client , Sage 200 Project Accounting Client, Sage 200 Manufacturing Client, Sage 200 Wholesale & Retail Client, Sage 200 BI Client)	2.0GHz Pentium 4	800MB free	1GB	100 m/bit Ethernet	1024x768	Microsoft Internet Explorer v6
Sage 200 CRM Server	3.0GHz Pentium 4	7,200 rpm SATA with 500MB free	1GB	Gigabit Ethernet	1024x768	Microsoft Internet Explorer v6
Sage 200 CRM Client	2.0Ghz Pentium 4	500MB free	1GB	100 m/bit Ethernet	1024x768	Microsoft Internet Explorer v6
Sage 200 WTE Server	3.0GHz Pentium 4	7,200 rpm SATA with 500MB free	1GB	Gigabit Ethernet	1024x768	Microsoft Internet Explorer v6
Sage 200 WTE Client	2.0Ghz Pentium 4	250MB free	1GB	100 m/bit Ethernet	1024x768	Microsoft Internet Explorer v6
Sage 50 Payroll	2.0GHz Pentium 4	600MB free	1GB	100 m/bit Ethernet	1024x768	Microsoft Internet Explorer v6

Note: Sage 200 Accounts clients running batch processes such as Update Waiting Postings, Month End, Year End etc. should have a minimum of 2GB memory.

Note: Machines running Microsoft Windows Vista Business or Ultimate Edition should have a minimum of 2GB memory.

Recommended System Requirements



























































These are Sage's recommended hardware requirements for machines dedicated solely to the operation of the Sage 200 suite. The requirements are in addition to your requirements for running additional services and applications, data storage other than Sage 200, and performing other network-related functions.

	Processor	Disk	Memory	Network	Video	Internet Browser
Sage 200 Accounts Server (Products can include Sage 200 Accounts Server, Sage 200 Manufacturing Server, Sage 200 Wholesale & Retail Server, Sage 200 Integration Server, Sage 200 BI Server)	Quad-Core 1.8GHz Xeon Processor (e.g Intel E5320)	Fast access 10k or 15k rpm SCSI or SAS disk array with 250MB free	4GB	Gigabit Ethernet	1024x768	Microsoft IE v7 or above
Sage 200 Accounts Client (Products can include Sage 200 Financials Client, Sage 200 Commercials Client, Sage 200 BoM Client, Sage 200 Project Accounting Client, Sage 200 Manufacturing Client, Sage 200 Wholesale & Retail Client, Sage 200 BI Client)	3.5GHz Pentium 4 or equivalent (e.g. Dual Core 1.8GHz)	7,200 rpm SATA with 800MB free	2GB	Gigabit Ethernet	1024x768	Microsoft IE v7 or above
Sage 200 CRM Server	Dual-Core 2.0GHz Xeon Processor	7,200 rpm SATA with 500MB free	4GB	Gigabit Ethernet	1024x768	Microsoft IE v7 or above
Sage 200 CRM Client	2.0GHz Pentium 4	500MB free	1GB	Gigabit Ethernet	1024x768	Microsoft IE v7 or above
Sage 200 WTE Server	Dual-Core 2.0GHz Xeon Processor	7,200 rpm SATA with 500MB free	4GB	Gigabit Ethernet	1024x768	Microsoft IE v7 or above
Sage 200 WTE Client	2.0GHz Pentium 4	250MB free	1GB	Gigabit Ethernet	1024x768	Microsoft IE v7 or above
Sage 50 Payroll	2.0GHz Pentium 4	600MB free	1GB	100 m/bit Ethernet	1024x768	Microsoft IE v7 or above

Note: See 'Sage 200 Suite – Deployment Guidelines' on page 6 for further details.

Note: Users planning on running more than 50 concurrent users of the Sage 200 Suite should contact Sage for specialist advice regarding system specification and deployment. See www.sage.co.uk for contact details.

Sage 200 Suite – Deployment Guidelines

1-4 User	4-8 User	8-12 User	12-20 User	20-50 User	Legend
Typical Database Size  < 2GB	 < 2GB	 < 4GB	 < 10GB	 ~20GB	 Database Server
Sage 200 Database Server   3.0GHz Pentium 4  2GB  7,200 rpm SATA	  3.0GHz Xeon  4GB  SCSI or SAS	  Dual Core 2GHz Xeon  4GB  SCSI or SAS	  Quad Core 1.8GHz Xeon e.g. Intel E5320  4GB RAID0*  D/B Data SCSI or SAS  D/B Log SCSI or SAS  D/B Tmp SCSI or SAS	  Quad Core 1.8GHz Xeon e.g. Intel E5320  8GB RAID5 or RAID10  D/B Data SCSI or SAS  D/B Data SCSI or SAS  D/B Data SCSI or SAS  D/B Log SCSI or SAS  D/B Tmp SCSI or SAS	 Web Server  Combined Database & Web Server  Disk Drive  Database  Processor  Memory
Sage 200 CRM Web Server <div style="border: 1px solid black; border-radius: 15px; padding: 10px; width: fit-content; margin: 10px auto;"> Single Server Solution: CRM runs on the Database Server </div>		  Dual Core 2GHz Xeon  2GB  7,200 rpm SATA	  Dual Core 2GHz Xeon  4GB  SCSI or SAS	  Dual Core 2GHz Xeon  4GB  SCSI or SAS	
Sage 200 Web Time & Expenses (WTE) Server <div style="border: 1px solid black; border-radius: 15px; padding: 10px; width: fit-content; margin: 10px auto;"> Single Server Solution: WTE runs on the Database Server </div>		<div style="border: 1px solid black; border-radius: 15px; padding: 10px; width: fit-content; margin: 10px auto;"> Two Server Solution: CRM and WTE run on the same web server </div>	  Dual Core 2GHz Xeon  4GB  SCSI or SAS	  Dual Core 2GHz Xeon  4GB  SCSI or SAS	

Deployments of 50+ Concurrent Users should contact Sage for further assistance

* RAID Zero (striped) disk configuration is solely for performance. It does not provide any fault tolerance. Users may want to consider RAID5 or RAID10.

Sage 200 Database Server can include Sage 200 Accounts Server, Sage 200 Manufacturing Server, Sage 200 Wholesale & Retail Server, Sage 200 Integration Server (AIS), Sage 200 BI Server.